
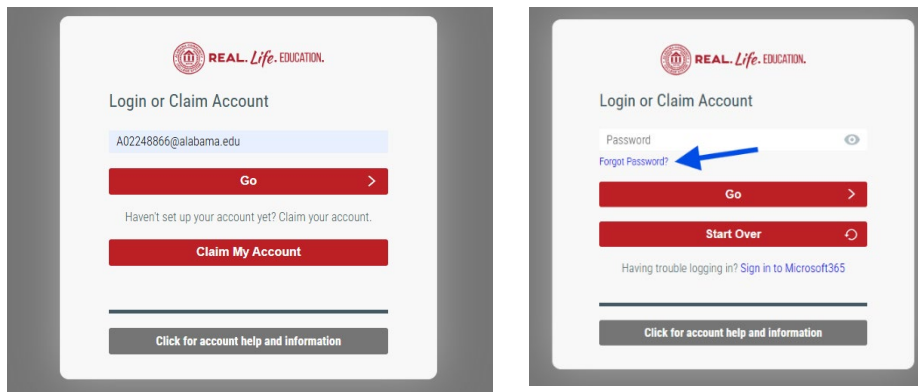


# Forgot Your Password?

**Step 1:** Click the "Forgot Password" link on the [Coyote Hub](#).

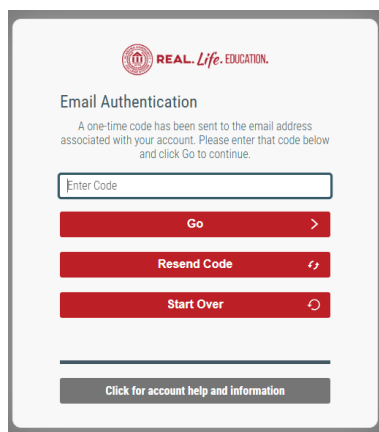


**Step 2:** On the ACCS Screen, put in YOUR A Number email and click "Go"



When you get to the password screen, you should see "Forgot Password"

**Step 3:** Click "Forgot Password". A code will be sent to the personal email you used to create your online application. Open that email and get the code to enter. You will then be prompted to change your password!



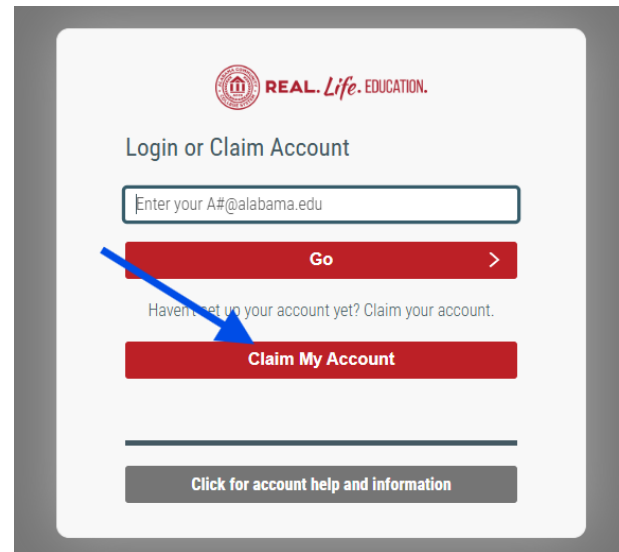
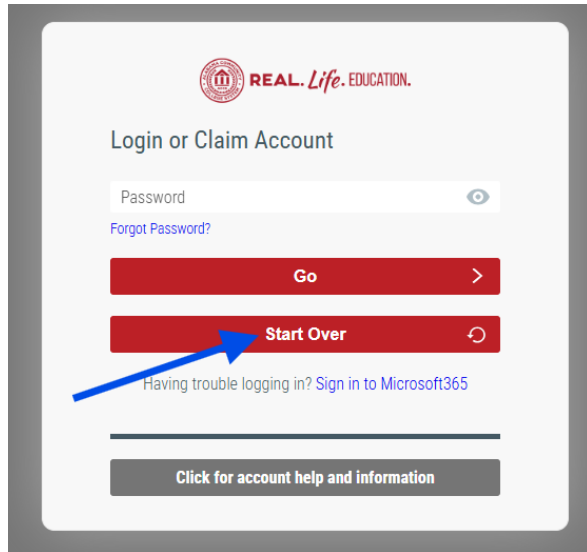
**Step 4:** Write your new password down!

**Step 5:** Go back to the [Coyote Hub](#) and log in with your new credentials!

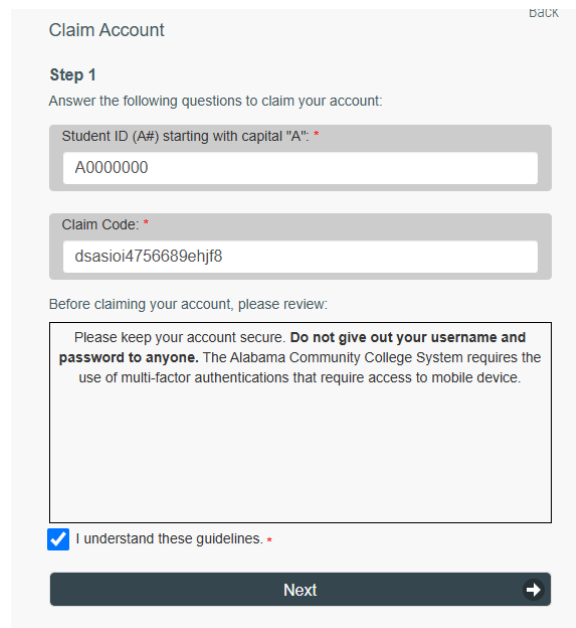
***Did not see "Forgot Password"? Flip me over!***

# CLAIM YOUR ACCOUNT

***If you try this and do not see a 'forgot password' option, you have not claimed your account and need to click "START OVER" and then "Claim My Account".***



Your claim code is in the email from “noreply@rapidity.com”.



Enter your A Number (without the “@alabama.edu”) and the code. Check the box and click “Next”.  
Follow the prompts to create a new password and **write it down!**

**DO NOT LOG IN FROM THAT WINDOW!**

**GO BACK TO THE COYOTE HUB and log in with your new credentials.**