COASTAL ALABAMA COMMUNITY COLLEGE

FAST FACTS
FALL 2021

OUR STUDENTS

7,065
ENROLLED

42% MALE
58% FEMALE
7% VETERANS

RACE/ ETHNICITY

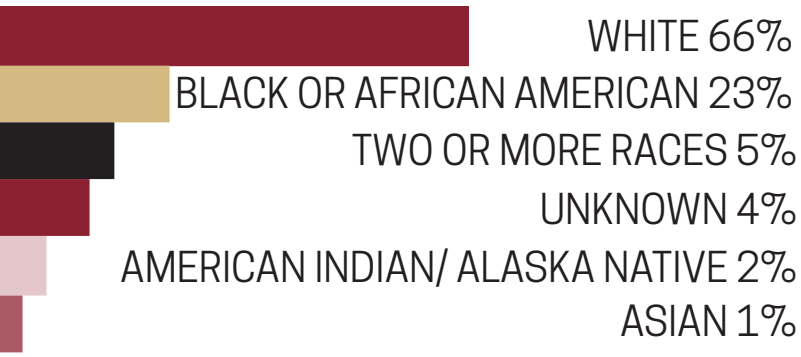

AGE GROUP

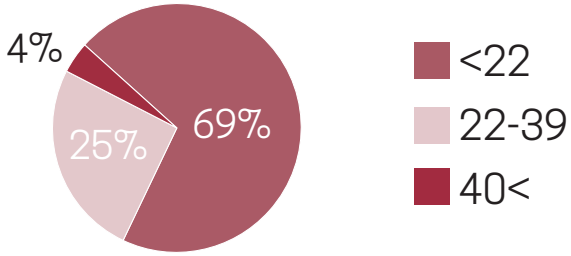

STUDENT TYPE

FIRST TIME FRESHMAN	20%
OTHER FRESHMAN	12%
SOPHOMORES	42%
DUAL ENROLLMENT	24%
OTHER	2%

LOCATIONS

9 CAMPUSES
5 SITES
98 BUILDINGS

ENROLLMENT

ASSOCIATES IN ARTS	332
ASSOCIATES IN SCIENCE	3,178
ASSOCIATES IN APPLIED SCIENCE	1,392
CERTIFICATE	164
NON DEGREE SEEKING	1,831
SHORT TERM CERTIFICATE	177

FULL TIME V. PART TIME

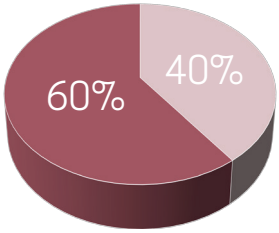

CREDIT HOUR PRODUCTION

40,561 FULL TIME
25,650 PART TIME

TOTAL CREDIT HOUR PRODUCTION: 66,211
FULL-TIME EQUIVALENCY: 4,414.10

RETENTION RATE

63%
OF OUR FIRST-YEAR STUDENTS CONTINUE FOR THE NEXT YEAR OR RECIEVE AN AWARD

TRANSFER STATS

TOP FOUR-YEAR TRANSFER SCHOOLS

1. UNIVERSITY OF SOUTH ALABAMA
2. UNIVERSITY OF ALABAMA
3. AUBURN UNIVERSITY
4. TROY UNIVERSITY
5. UNIVERSITY OF WEST FLORIDA

*22% OF OUR STUDENTS TRANSFER